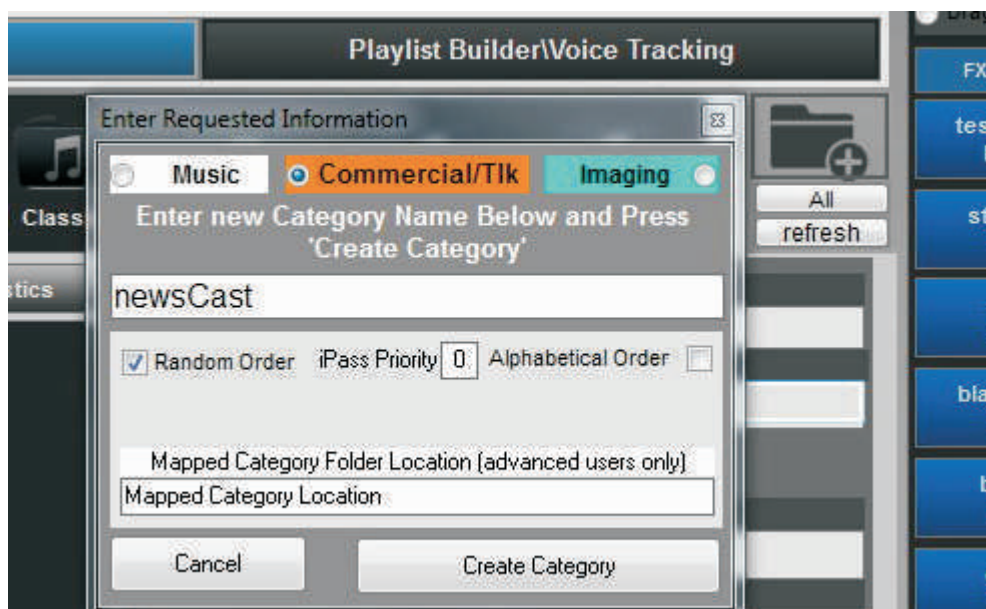


Setup A URL Stream / Simulcast / FTP News Cast

Nextkast Has the ability to play remote files, files located on ftp servers and streams from other internet radio stations or streams. Here are the steps to use this feature.

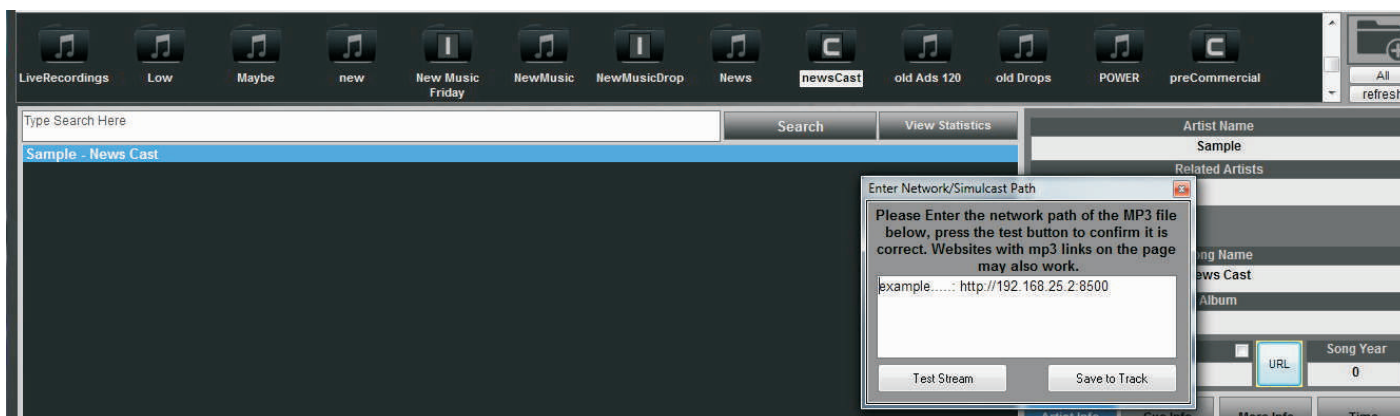
Setup Instructions

1. Create a category to hold the audio file that will play the remote file or stream. This file will serve as the backup file to play in case no internet connection can be established to stream / play the specified stream or file.



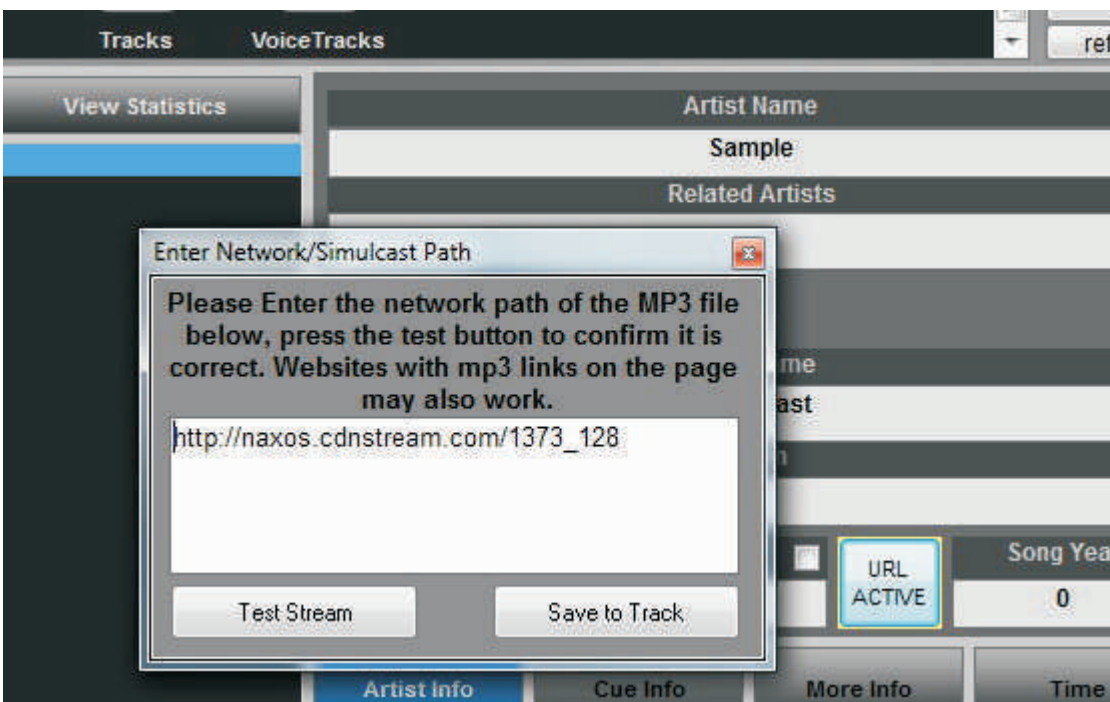
2. Download the file from the server, or ftp location, and place the file into the category you just created

3. In the tracklist add music screen select the file and press the URL button

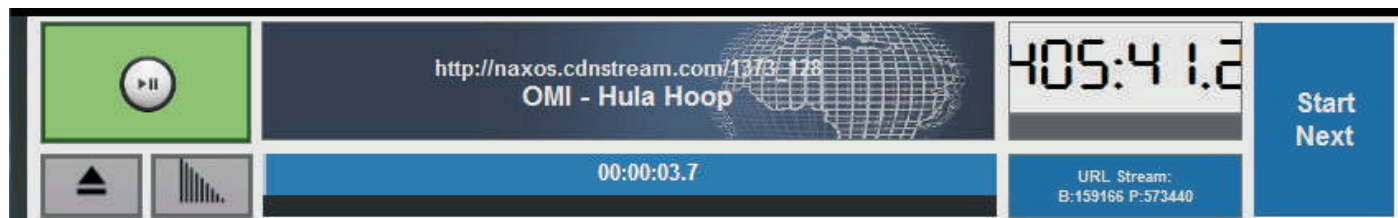


Setup A URL Stream / Simulcast / FTP News Cast

4. Paste the url/ftp path/ server path for the streamed or remote file you want played and press the test stream to confirm the remote file / ftp file / remote stream plays. then press save track.



5. Now you can schedule the file in a playlist or rotation, and when the file gets loaded in player it will play the remote file/ stream or ftp file When Nextkast is playing a URL stream you will see any meta data sent from stream and original URL as seen below. You can also see buffering quality by the URL stream Label.



NOTES:

for ftp files the path must contain user name and password like this:
'ftp://user:password@ftp.server.com/filename.wav'

Certain websites with dynamic content may be able to be played. Nextkast will scrub the page and look for an audio file to play and play it automatically. as an example the npr site will play the latest news cast from npr. :

<https://www.npr.org/podcasts/500005/npr-news-now>