

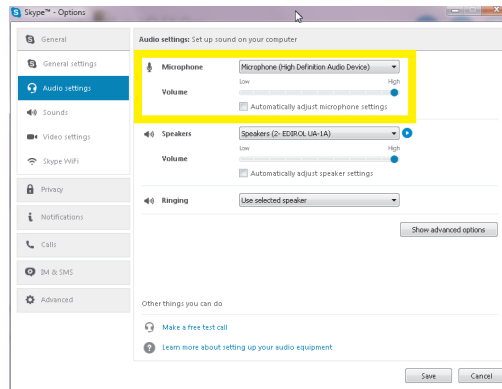
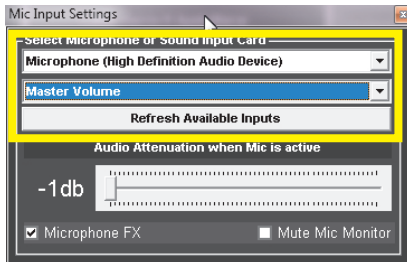
Setting Up on Skype Calls using NextKast

You will need two sound cards and a patch cable

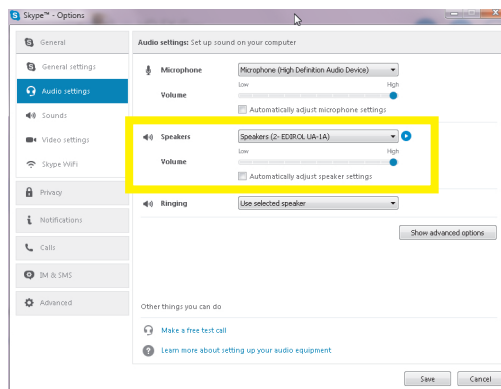
In Nextkast set your mic input to the primary/skype microphone

Make sure nextkast and skype are using the same mic Input

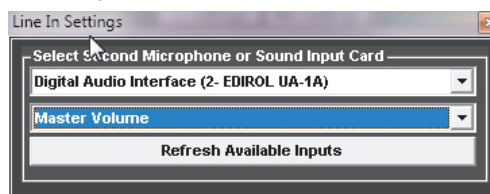
This will be using your first sound card



Next you will need to set the skype output sound card(speaker) to the second sound card



In NextKast Line In Setting Select The same Soundcard as picked in Skype under Speaker



Finally loop the output of the second sound card into the input of the second card

To broadcast a skype call both the mic button and Line in should be on. You will have to adjust the volume of both